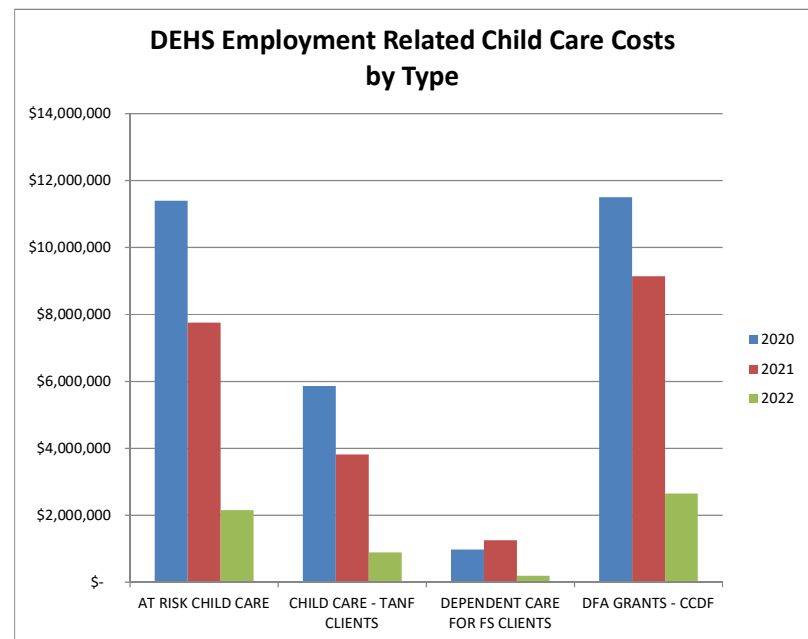


Sum of EXP	Column Labels			
Quarter	2020	2021	2022	Grand Total
1	\$ 6,893,914	\$ 6,579,497	\$ 6,070,903	\$ 19,544,314
2	\$ 6,280,370	\$ 5,700,513		\$ 11,980,883
3	\$ 6,708,214	\$ 5,101,284		\$ 11,809,498
4	\$ 10,663,914	\$ 5,240,599		\$ 15,904,513
Grand Total	\$ 30,546,412	\$ 22,621,894	\$ 6,070,903	\$ 59,239,209

SFY 2022 Budget **\$ 26,048,600**

Notes:
 Nov 2019 - Rates change
 Apr 2020 - COVID payments
 May 2020 - Increase from delayed billing from initial closing due to pandemic
 Jul 2021 - Rate Change in effect as of 7/12/21



Sum of EXP	Column Labels			
Type	2020	2021	2022	Grand Total
AT RISK CHILD CARE	\$ 11,401,392	\$ 7,754,041	\$ 2,152,882	\$ 21,308,315
CHILD CARE - TANF CLIENTS	\$ 5,868,266	\$ 3,817,556	\$ 891,130	\$ 10,576,952
DEPENDENT CARE FOR FS CLIENTS	\$ 974,955	\$ 1,251,370	\$ 196,559	\$ 2,422,883
DFA GRANTS - CCDF	\$ 11,506,488	\$ 9,142,923	\$ 2,649,628	\$ 23,299,039
Grand Total	\$ 29,751,101	\$ 21,965,890	\$ 5,890,199	\$ 57,607,190

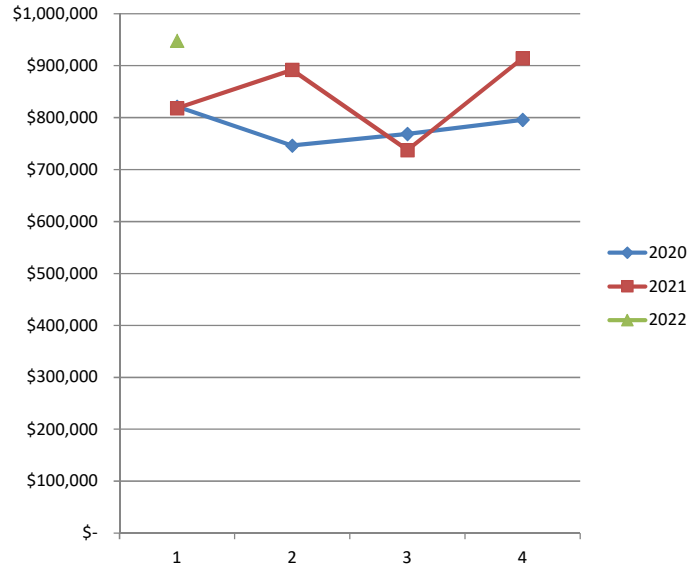
The difference in Grand Total is Child Care Fraud & Quality Rating System

Description:

AT RISK CHILD CARE	Open Food Stamps, not open TANF SSS Code: U
CHILD CARE - TANF CLIENTS	Open Food Stamps and open TANF SSS Code: R, S, T, U, V
DEPENDENT CARE FOR FS CLIENTS	Open Food Stamps, not open TANF SSS Code: R
DFA GRANTS - CCDF	Not open Food Stamps or TANF SSS Code: R, S, T, U, V

Social Service Status (SSS) Code:	R	Job search	
	S	NHEP only	
	T	Training/basic education	
	U	Employed	
	V	Training vendored	

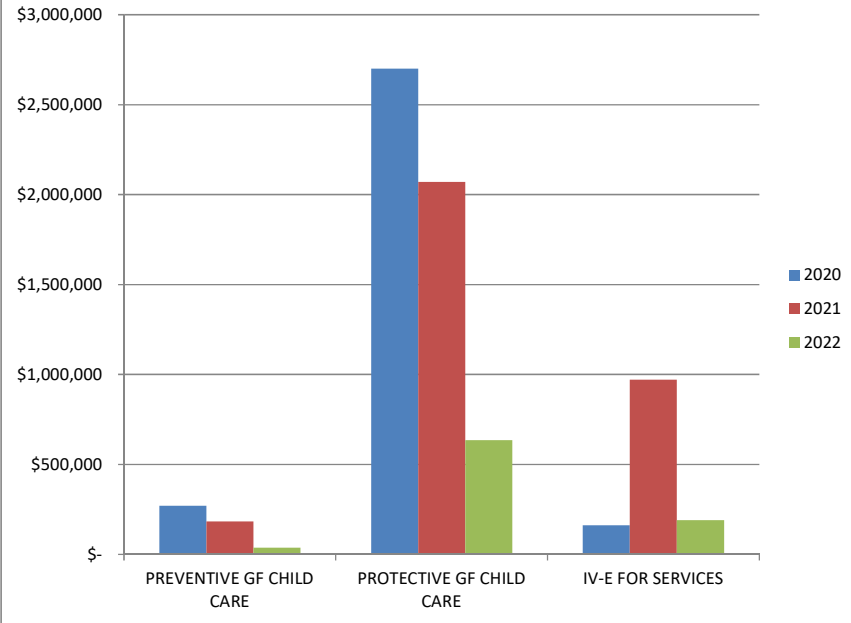
DEHS Protect & Prevent Child Care Costs by Quarter



Sum of EXP	Column Labels	2020	2021	2022	Grand Total
Quarter					
1	\$	821,219	\$ 818,122	\$ 947,911	\$ 2,587,252
2	\$	746,293	\$ 891,706		\$ 1,637,999
3	\$	768,432	\$ 737,646		\$ 1,506,078
4	\$	795,667	\$ 914,403		\$ 1,710,070
Grand Total	\$	3,131,611	\$ 3,361,878	\$ 947,911	\$ 7,441,399

SFY 2022 Budget **\$ 3,500,000**

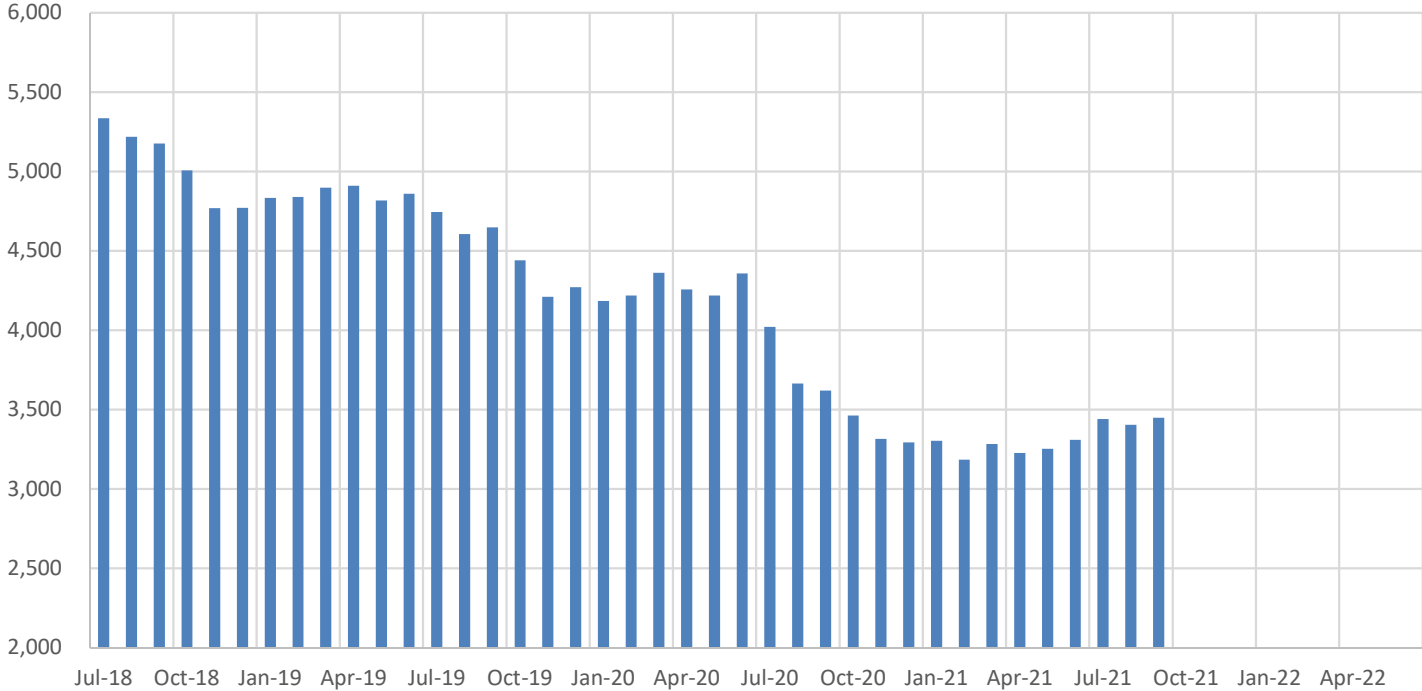
DEHS Protect & Prevent Child Care Costs by Type



Sum of EXP	Column Labels	2020	2021	2022	Grand Total
Type					
PREVENTIVE GF CHILD CARE	\$	269,279	\$ 184,058	\$ 37,834	\$ 491,171
PROTECTIVE GF CHILD CARE	\$	2,700,298	\$ 2,072,031	\$ 635,298	\$ 5,407,627
IV-E FOR SERVICES	\$	162,001	\$ 970,514	\$ 191,494	\$ 1,324,010
Grand Total	\$	3,131,577	\$ 3,226,604	\$ 864,626	\$ 7,222,807

The difference in Grand Total is Child Care Fraud & Quality Rating System

Scholarship Children Serviced SFY 19-22



Averages	
SFY19	4,952
SFY20	4,376
SFY21	3,410
SFY22-YTD	3,430

**CHILD CARE DEVELOPMENT FUND BLOCK GRANT
Award and DHHS Expenses by Quarter**

	Expenses per Acct Unit Report	GRANT YEAR 2021 (10/1/2020-9/30/2023)					GRANT YEAR 2022 (10/1/2021-9/30/2024)					Total Check
		FEDERAL FUNDS			GENERAL FUNDS		FEDERAL FUNDS			GENERAL FUNDS		
		Mandatory	Matching	Discretionary	Matching	MOE	Mandatory	Matching	Discretionary	Matching	MOE	
Award To-Date		\$ 4,581,870	\$ 7,302,686	\$ 11,222,494	\$ 5,691,418	\$ 4,581,870	\$ 1,603,655	\$ 2,551,914	\$ 1,793,278	\$ 1,990,493	\$ 1,603,655	42,923,332.92
Expenses by QE/ME												
QE 12-31-2020	\$ 6,554,929	\$ 1,519,266	\$ 1,976,215	\$ -	\$ 1,540,182	\$ 1,519,266	\$ -	\$ -	\$ -	\$ -	\$ -	\$ -
QE 3-31-2021	\$ 6,674,356	\$ 1,688,044	\$ 1,853,626	\$ -	\$ 1,444,641	\$ 1,688,044	\$ -	\$ -	\$ -	\$ -	\$ -	\$ -
QE 6-30-2021	\$ 4,737,264	\$ 687,280	\$ 908,234	\$ 1,746,630	\$ 707,841	\$ 687,280	\$ -	\$ -	\$ -	\$ -	\$ -	\$ -
QE 9-30-2021	\$ 7,734,621	\$ 687,280	\$ 2,564,611	\$ 1,796,700	\$ 1,998,754	\$ 687,276	\$ -	\$ -	\$ -	\$ -	\$ -	\$ -
QE 12-31-2021												\$ -
QE 3-31-2022												\$ -
Total Expenses	\$ 25,701,169	\$ 4,581,870	\$ 7,302,686	\$ 3,543,329	\$ 5,691,418	\$ 4,581,866	\$ -	\$ -	\$ -	\$ -	\$ -	\$ 25,701,169
I/T outstanding require Obligated				\$ 617,002								
Balance Available		\$ -	\$ -	\$ 3,872,078	\$ -	\$ -	\$ 1,603,655	\$ 2,551,914	\$ 1,793,278	\$ 1,990,493	\$ 1,603,651	\$ 13,415,069

*NOTE - This is the CCDF Grant, **NOT** the BCDHSC Budget

QE information is available 30 days after quarter end

ADDITIONAL COVID RELATED FUNDING

GOFERR - AU19400000	
Award	38,083,075
Expenses	
Child Care Licensing Comp/Equip	\$ 24,808
CRRSP - Award Payments	\$ 16,425,421
CRRSP - Round 2 Payments	
Award Payments	\$ 3,255,857
Absentee Invoices	\$ 789,349
School Age Invoices	\$ 127,785
Data System	\$ 1,169,360
ECCP - Incentive Payments	\$ 2,893,744
Empowering Youth Program	\$ 3,368,694
Essential Worker - Award Payments	\$ 28,570
NHES - Cliff Effect	\$ 80,000
Pyramid Model	\$ 35,000
Southern NH Services	\$ 250,000
Supplemental Assistance	\$ 9,634,488
Balance	\$ -

CCDF - CARES Act Award - 2001NHCCC3	
Award	6,999,268
Expenses 3/27/20 - 6/30/20	6,999,268
Balance	-

CCDF - CRRSA Award - 2101NHCCCS	
Award	19,867,522
Expenses	
Award Payments	13,844,367
MTX Database Contract	525,710
Absentee Invoices	2,126,574
Balance	3,370,871

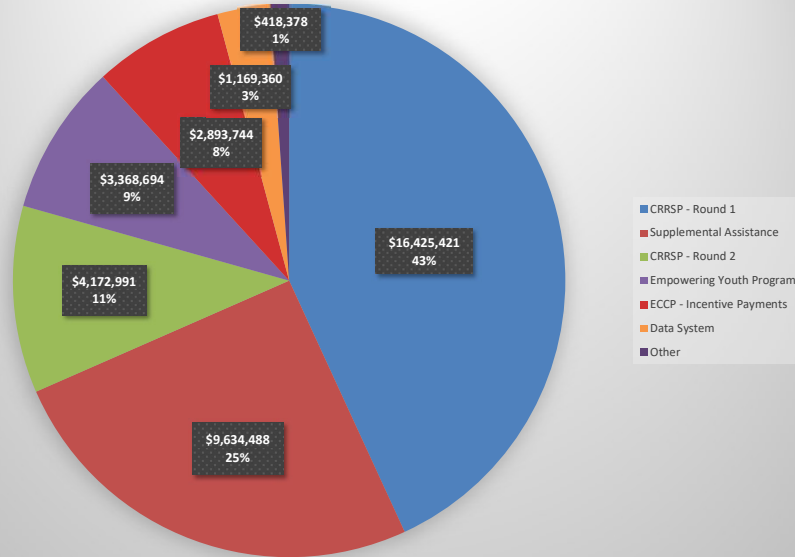
CCDF - ARPA Award - 2101NHCDC6	
Award - Discretionary	29,736,767
Expenses	
Balance	29,736,767

CCDF - ARPA Award - 2101NHCS6	
Award - Stabilization	47,657,076
Expenses	
Awards to Vendors	18,610,278
Balance	29,046,798

All data as of 11/9/21

Additional Funds Awarded	142,343,708
Expenses to date	80,189,272
Obligated - CRRSA & ARPA Stabilization	32,417,669
ARPA Discretionary - TBD	29,736,767
Remaining Balance	-

GOFERR SPENDING



Child Development COVID-19 Additional Funding Received

